

# GRIPSAFE<sup>®</sup> ST

DOUBLE BLOCK & BLEED (DBB)  
ISOLATION & TEST PLUG

## SUPERIOR TECHNOLOGY

includes:

- 1 An Independently Actuating Wedge System
- 2 Gripping Wedges with Gritlock<sup>®</sup> Wedge Surface Coating
- 3 Tri-Ply<sup>®</sup> Seals
- 4 Aviation Grade Aluminum Alloy Body Construction

3/4" TO 4"

6" TO 24"\*

\*Larger sizes available upon request



For GripSafe ST patent and trademark information, go to: <https://www.usaindustries.com/gripsafe-patents-trademarks/>



## DOUBLE BLOCK & BLEED (DBB) ISOLATION & TEST PLUG 3/4" TO 24"\*

After more than half a century of various industries using the same basic technology, with known incidents of plug ejections, a major advancement in piping isolation and test plugs has been long overdue. GripSafe ST plugs are the result of a fundamental rethinking of traditional plug designs. With its new, patented independent wedge gripping system, GripSafe ST provides maximum holding capabilities while lowering risks to personnel and equipment - making it the safest and most reliable plug in the world.

### SAFETY & RELIABILITY

**Instantly Secure.** With its unprecedented patented design, GripSafe ST's independent self-gripping technology virtually eliminates the risk of plug ejection from the moment it's inserted into the pipe, without tightening a single nut.

**Superior Self Gripping.** The innovative system distributes equal loading across the gripping wedges ensuring maximum surface contact and holding capabilities. As pressure increases behind the plug, the wedges grip tighter. Even in pipe diameters that are asymmetrical, each wedge independently adapts to variances within the pipe. Coupled with its automatic gripping feature upon installation, GripSafe ST takes "self-gripping" to a new level.

**Less Weight.** GripSafe ST plugs weigh less on average than competitive products. Significant weight differences exist as plug sizes increase, reaching upwards of 50% weight reductions in larger sizes without sacrificing holding capabilities.

**No Pipe Surface Damage.** Unlike competitive products which rely on serrated jaws to bite into the pipe for holding purposes, GripSafe ST uses a specially designed wedge system that grips the pipe without scarring the surface. GripSafe ST eliminates the need for a segment of sacrificial pipe, or the cleanup necessary to remove surface deformations other tools create.

**Non-Contaminating.** GripSafe ST plugs utilize a proprietary texture on the gripping wedges that can be used on any metal type with no carbon contamination. Therefore, in contrast with other plugs, GripSafe ST requires no alternate parts for use in stainless and other alloy pipes where cross contamination is a concern.

### APPLICATIONS

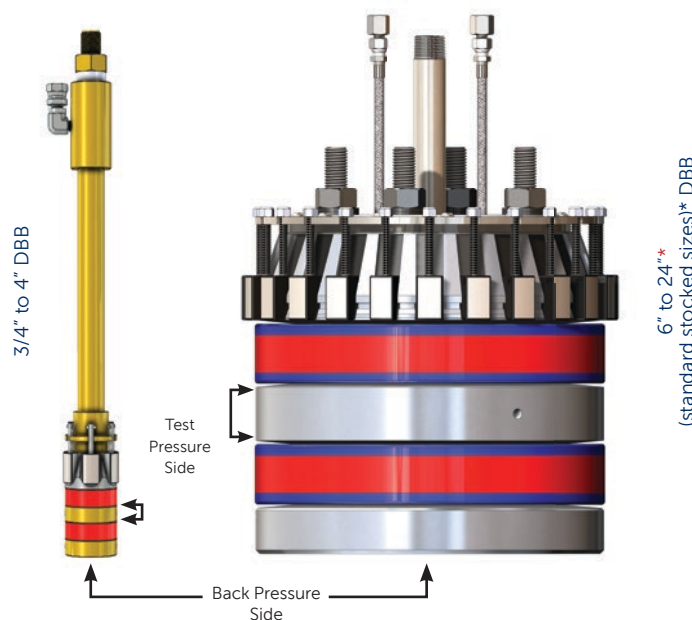
**Flange Weld Testing.** Pressure can be placed between the two seals to test weld-neck flanges by means of hydrostatic pressure, checking for hoop stress failure, weld leaks and/or pinhole leak paths while providing protection from any unexpected pressure discharge.

**Pre/Post Weld Operations.** Dual port design provides enhanced cooling by circulating water between the seals during pre/post weld processes (on 6"+ models).

**Isolation.** Increase safety by preventing exposure to hydrocarbon or other process leaks. Eliminate risk of injury to personnel in the event of inadvertent valve openings, valve leaks, or other pressure equipment failures upstream.

**Positive Isolation Monitoring.** Pressure between the two seals verifies seal integrity and ensures the plug's seals are effectively isolating the pipe.

**Line Purging.** Feed inert gases through the vent pipe, into a vessel, for back-purging welds or to remove oxygen for other processes.



\* Larger sizes and custom configurations available upon request

For more information on USA Industries' products, contact us at (713) 941-3797 or go to [www.USAINdustries.com](http://www.USAINdustries.com)

### GRIPSAFE® ST INNOVATION

Manufactured exclusively by USA Industries, an ISO 9001:2015 certified company

For patent and trademark information go to:  
<https://usaindustries.com/gripsafe-patents-trademarks/>





# DOUBLE BLOCK AND BLEED ISOLATION & TEST PLUG 3/4" TO 4" SPECIFICATIONS & RATINGS



Nom. Pipe Size (in)	Schedule	Part Number	Tool Diam (in)	Rec. ID Range* (in)	Nom. Pipe ID Clearance (in)	Approx. Tool Weight (lbs)	Tool Length (in)	Torque Range (ft-lbs)		Comp. Hex Nut Socket Size (in)	Backup Wrench Size (in)	Fill Port Thread	Back Pressure Vent Thread	Back Pressure Rating (PSI)	Between the Seal Test Pressure (PSI)
								Norm	Max.						
3/4	40,STD,40S	GSST-D-S-0075-040	0.79	0.80 - 0.87	0.035	1.9	19.00	2.9	4.5	1/2	1/4 Open End	1/4 FNPSM	1/4 MNPT	10000	2500
	80,XS,80S	GSST-D-S-0075-080	0.71	0.72 - 0.79	0.035	1.9	19.00	2.2	3.5	1/2	1/4 Open End	1/4 FNPSM	1/4 MNPT	10000	2500
1	10	GSST-D-S-0100-010	1.04	1.06 - 1.16	0.055	2.2	18.63	6.3	9.7	9/16	1/4 Open End	1/4 FNPSM	1/16 MNPT	10000	2500
	40,STD,40S	GSST-D-S-0100-040	0.99	1.02 - 1.11	0.055	2.2	18.63	5.6	8.7	9/16	1/4 Open End	1/4 FNPSM	1/16 MNPT	10000	2500
	80,XS,80S	GSST-D-S-0100-080	0.90	0.92 - 1.02	0.055	2.1	18.63	4.5	6.9	9/16	1/4 Open End	1/4 FNPSM	1/16 MNPT	10000	2500
	160	GSST-D-S-0100-160	0.78	0.79 - 0.85	0.035	1.9	19.00	2.8	4.4	1/2	1/4 Open End	1/4 FNPSM	1/4 MNPT	10000	2500
1 1/4	10	GSST-D-S-0125-010	1.38	1.39 - 1.54	0.068	3.9	19.00	15	23	3/4	3/8 Open End	1/4 FNPSM	1/8 MNPT	10000	2500
	40,STD,40S	GSST-D-S-0125-040	1.31	1.33 - 1.48	0.068	3.8	19.00	13	20	3/4	3/8 Open End	1/4 FNPSM	1/8 MNPT	10000	2500
	80,XS,80S	GSST-D-S-0125-080	1.21	1.23 - 1.38	0.065	3.6	19.00	11	17	3/4	3/8 Open End	1/4 FNPSM	1/8 MNPT	10000	2500
	160	GSST-D-S-0125-160	1.11	1.12 - 1.22	0.055	2.3	18.63	7.2	11	9/16	1/4 Open End	1/4 FNPSM	1/16 MNPT	10000	2500
	XX	GSST-D-S-0125-XXH	0.86	0.87 - 0.94	0.045	1.9	19.00	3.5	5.5	1/2	1/4 Open End	1/4 FNPSM	1/4 MNPT	10000	2500
1 1/2	10	GSST-D-S-0150-010	1.60	1.64 - 1.80	0.085	5.2	20.00	24	37	15/16	7/16 Open End	1/4 FNPSM	1/4 MNPT	10000	2500
	40,STD,40S	GSST-D-S-0150-040	1.53	1.56 - 1.73	0.085	5.0	20.00	21	33	15/16	7/16 Open End	1/4 FNPSM	1/4 MNPT	10000	2500
	80,XS,80S	GSST-D-S-0150-080	1.42	1.45 - 1.62	0.085	4.8	20.00	18	28	15/16	7/16 Open End	1/4 FNPSM	1/4 MNPT	10000	2500
	160	GSST-D-S-0150-160	1.27	1.30 - 1.44	0.068	3.7	19.00	12	19	3/4	3/8 Open End	1/4 FNPSM	1/8 MNPT	10000	2500
	XX	GSST-D-S-0150-XXH	1.05	1.08 - 1.16	0.055	2.2	18.63	6.3	9.8	9/16	1/4 Open End	1/4 FNPSM	1/16 MNPT	10000	2500
2	10	GSST-D-S-0200-010	2.03	2.05 - 2.28	0.130	6.8	20.75	47	75	1-1/8	9/16 Open End	1/4 FNPSM	3/8 MNPT	10000	2500
	40,STD,40S	GSST-D-S-0200-040	1.94	1.97 - 2.19	0.130	6.6	20.75	42	65	1-1/8	9/16 Open End	1/4 FNPSM	3/8 MNPT	10000	2500
	80,XS,80S	GSST-D-S-0200-080	1.81	1.84 - 2.06	0.130	6.2	20.75	36	55	1-1/8	9/16 Open End	1/4 FNPSM	3/8 MNPT	10000	2500
	160	GSST-D-S-0200-160	1.60	1.64 - 1.80	0.085	5.2	20.00	24	37	15/16	7/16 Open End	1/4 FNPSM	1/4 MNPT	10000	2500
	XX	GSST-D-S-0200-XXH	1.42	1.45 - 1.62	0.085	4.8	20.00	18	28	15/16	7/16 Open End	1/4 FNPSM	1/4 MNPT	10000	2500
2 1/2	10	GSST-D-S-0250-010	2.51	2.57 - 2.77	0.125	10.6	21.38	85	135	1-5/16	9/16 Open End	1/4 FNPSM	3/8 MNPT	8000	2500
	40,STD,40S	GSST-D-S-0250-040	2.34	2.38 - 2.61	0.125	9.9	21.38	75	115	1-5/16	9/16 Open End	1/4 FNPSM	3/8 MNPT	8000	2500
	80,XS,80S	GSST-D-S-0250-080	2.20	2.24 - 2.46	0.125	9.4	21.38	65	100	1-5/16	9/16 Open End	1/4 FNPSM	3/8 MNPT	8000	2500
	160	GSST-D-S-0250-160	2.00	2.06 - 2.25	0.125	6.8	20.75	46	70	1-1/8	9/16 Open End	1/4 FNPSM	3/8 MNPT	10000	2500
	XX	GSST-D-S-0250-XXH	1.69	1.74 - 1.89	0.085	5.4	20.00	27	42	15/16	7/16 Open End	1/4 FNPSM	1/4 MNPT	10000	2500
3	10	GSST-D-S-0300-010	3.07	3.10 - 3.44	0.193	15.1	22.13	150	230	1-1/2	3/4 Box End	1/4 FNPSM	3/8 MNPT	8000	2500
	40,STD,40S	GSST-D-S-0300-040	2.88	2.92 - 3.25	0.193	14.1	22.13	130	200	1-1/2	3/4 Box End	1/4 FNPSM	3/8 MNPT	8000	2500
	80,XS,80S	GSST-D-S-0300-080	2.71	2.75 - 3.09	0.190	13.2	22.13	110	175	1-1/2	3/4 Box End	1/4 FNPSM	3/8 MNPT	8000	2500
	160	GSST-D-S-0300-160	2.50	2.56 - 2.76	0.125	10.5	21.38	85	130	1-5/16	9/16 Open End	1/4 FNPSM	3/8 MNPT	8000	2500
	XX	GSST-D-S-0300-XXH	2.18	2.24 - 2.42	0.125	9.3	21.38	55	85	1-1/8	9/16 Open End	1/4 FNPSM	3/8 MNPT	8000	2500
3 1/2	10	GSST-D-S-0350-010	3.56	3.61 - 3.96	0.204	20.4	22.75	225	350	1-11/16	7/8 Box End	1/4 FNPSM	1/2 MNPT	6000	2500
	40,STD,40S	GSST-D-S-0350-040	3.34	3.39 - 3.75	0.204	19.0	22.75	195	305	1-11/16	7/8 Box End	1/4 FNPSM	1/2 MNPT	6000	2500
	80,XS,80S	GSST-D-S-0350-080	3.16	3.21 - 3.56	0.208	17.7	22.75	175	270	1-11/16	7/8 Box End	1/4 FNPSM	1/2 MNPT	6000	2500
	XX	GSST-D-S-0350-XXH	2.60	2.66 - 2.86	0.125	10.9	21.38	95	145	1-5/16	9/16 Open End	1/4 FNPSM	3/8 MNPT	8000	2500
4	10	GSST-D-S-0400-010	4.04	4.10 - 4.51	0.220	27.9	23.25	325	505	1-7/8	15/16 Box End	1/4 FNPSM	1/2 MNPT	6000	2500
	40,STD,40S	GSST-D-S-0400-040	3.81	3.87 - 4.28	0.220	25.9	23.25	285	445	1-7/8	15/16 Box End	1/4 FNPSM	1/2 MNPT	6000	2500
	80,XS,80S	GSST-D-S-0400-080	3.61	3.67 - 4.08	0.220	24.2	23.25	255	395	1-7/8	15/16 Box End	1/4 FNPSM	1/2 MNPT	6000	2500
	120	GSST-D-S-0400-120	3.42	3.52 - 3.83	0.205	19.5	22.75	205	320	1-11/16	7/8 Box End	1/4 FNPSM	1/2 MNPT	6000	2500
	160	GSST-D-S-0400-160	3.23	3.33 - 3.64	0.205	18.3	22.75	185	285	1-11/16	7/8 Box End	1/4 FNPSM	1/2 MNPT	6000	2500
	XX	GSST-D-S-0400-XXH	2.96	2.99 - 3.34	0.193	14.4	22.13	135	215	1-1/2	3/4 Box End	1/4 FNPSM	3/8 MNPT	8000	2500

\* Larger sizes and custom configurations available upon request. • NPS 6-24 TOOL OD MUST BE WITHIN 1/8" CONCENTRICITY TO THE PIPE ID.

(P-XXXX) - When testing in ANSI A106 Grade B pipe material, a Pipe Reinforcement Device (PRD) is required if the test pressure will exceed the number identified after the "P-". If the material is not A106 B, consult USA Industries engineering team for more information.  
In general, a PRD is strongly recommended for all pipes 10/10S and thinner walled.

• NEVER EXCEED THE MAXIMUM RATED PRESSURE OF THE LOWEST RATED COMPONENT IN THE SYSTEM.

• DATA IS SUBJECT TO CHANGE. Consult manufacturer to verify that this document is the latest release.

For more information on USA Industries' products, contact us at (713) 941-3797 or go to [www.USAIindustries.com](http://www.USAIindustries.com)





# DOUBLE BLOCK AND BLEED ISOLATION & TEST PLUG 6" TO 14" SPECIFICATIONS & RATINGS



Nominal Pipe Size (in)	Schedule	Part Number	Tool Diameter (in)	Rec. ID Range* (in)	Nominal Pipe ID Clearance (in)	Approx. Tool Weight (lbs)	Tool Length (in)	Torque Range (ft-lbs)		Comp. Hex Nut Socket Size (in)	Fill & Vent Port Thread	Back Pressure Vent Thread	MAX Plug Back Pressure Rating (PSI)	Between the Seal Test Pressure (PSI)
								Norm	Max.					
6	10,10S	GS-D-S-0600-010	5.98	6.04 - 6.42	0.375	32	11.25	85	130	1-1/16	1/4 FNPT	1/4 MNPT	850	2500
	40,STD,40S	GS-D-S-0600-040	5.69	5.75 - 6.13	0.375	31	11.25	75	110	1-1/16	1/4 FNPT	1/4 MNPT	2370	2500
	80,XS,80S	GS-D-S-0600-080	5.39	5.45 - 5.82	0.375	28	11.25	60	95	1-1/16	1/4 FNPT	1/4 MNPT	4000	2500
	120	GS-D-S-0600-120	5.13	5.19 - 5.56	0.375	26	11.25	55	80	1-1/16	1/4 FNPT	1/4 MNPT	3900	2500
	160	GS-D-S-0600-160	4.81	4.87 - 5.25	0.375	24	11.25	50	75	3/4	1/4 FNPT	1/4 MNPT	3850	2500
	XX	GS-D-S-0600-XXH	4.52	4.58 - 4.96	0.375	22	11.25	50	75	3/4	1/4 FNPT	1/4 MNPT	3700	2500
8	10,10S	GS-D-S-0800-010	7.95	8.02 - 8.40	0.375	58	13.22	190	270	1-1/4	1/4 FNPT	1/2 MNPT	575	2500
	20	GS-D-S-0800-020	7.75	7.81 - 8.20	0.375	58	13.22	175	265	1-1/4	1/4 FNPT	1/2 MNPT	1125	2500
	30	GS-D-S-0800-030	7.70	7.76 - 8.15	0.375	56	13.22	170	260	1-1/4	1/4 FNPT	1/2 MNPT	1300	2500
	40,STD,40S	GS-D-S-0800-040	7.61	7.67 - 8.05	0.375	54	13.22	165	250	1-1/4	1/4 FNPT	1/2 MNPT	1575	2500
	60	GS-D-S-0800-060	7.44	7.50 - 7.89	0.375	52	13.22	155	235	1-1/4	1/4 FNPT	1/2 MNPT	2175	2500
	80,XS,80S	GS-D-S-0800-080	7.25	7.31 - 7.70	0.375	50	13.22	140	215	1-1/4	1/4 FNPT	1/2 MNPT	3250	2500
	100	GS-D-S-0800-100	7.06	7.12 - 7.51	0.375	45	13.22	105	160	1-1/4	1/4 FNPT	1/2 MNPT	3860	2500
	120	GS-D-S-0800-120	6.81	6.87 - 7.26	0.375	43	13.22	100	155	1-1/4	1/4 FNPT	1/2 MNPT	3725	2500
	140	GS-D-S-0800-140	6.63	6.69 - 7.07	0.375	42	13.22	95	150	1-1/16	1/4 FNPT	1/4 MNPT	3925	2500
	160	GS-D-S-0800-160	6.44	6.50 - 6.88	0.375	40	13.22	95	145	1-1/16	1/4 FNPT	1/4 MNPT	3825	2500
	XX	GS-D-S-0800-XXH	6.50	6.56 - 6.94	0.375	40	13.22	95	145	1-1/16	1/4 FNPT	1/4 MNPT	3750	2500
10	10,10S	GS-D-S-1000-010	10.05	10.11 - 10.51	0.375	88	13.20	235	270	1-1/4	1/4 FNPT	3/4 MNPT	2725	2500
	20	GS-D-S-1000-020	9.88	9.94 - 10.34	0.375	88	13.20	235	270	1-1/4	1/4 FNPT	3/4 MNPT	2800	2500
	30	GS-D-S-1000-030	9.76	9.82 - 10.22	0.375	86	13.20	225	270	1-1/4	1/4 FNPT	3/4 MNPT	2875	2500
	40,STD,40S	GS-D-S-1000-040	9.65	9.71 - 10.10	0.375	86	13.20	215	270	1-1/4	1/4 FNPT	3/4 MNPT	2950	2500
	60,XS,80S	GS-D-S-1000-08S	9.38	9.44 - 9.83	0.375	78	13.20	195	270	1-1/4	1/4 FNPT	3/4 MNPT	3100	2500
	80	GS-D-S-1000-080	9.19	9.25 - 9.64	0.375	76	13.20	140	215	1-1/4	1/4 FNPT	3/4 MNPT	3225	2500
	100	GS-D-S-1000-100	8.94	9.00 - 9.39	0.375	76	13.20	135	210	1-1/4	1/4 FNPT	3/4 MNPT	3400	2500
	120	GS-D-S-1000-120	8.69	8.75 - 9.14	0.375	74	13.20	135	205	1-1/4	1/4 FNPT	1/2 MNPT	3425	2500
	140,XX	GS-D-S-1000-140	8.38	8.44 - 8.83	0.375	72	13.20	130	195	1-1/4	1/4 FNPT	1/2 MNPT	3475	2500
	160	GS-D-S-1000-160	8.13	8.19 - 8.58	0.375	70	13.20	125	190	1-1/4	1/4 FNPT	1/2 MNPT	3475	2500
12	10,10S	GS-D-S-1200-010	12.02	12.08 - 12.49	0.375	116	13.20	200	270	1-1/4	1/4 FNPT	3/4 MNPT	2300	2500
	20	GS-D-S-1200-020	11.88	11.94 - 12.35	0.375	118	13.20	200	270	1-1/4	1/4 FNPT	3/4 MNPT	2375	2500
	30	GS-D-S-1200-030	11.72	11.78 - 12.18	0.375	118	13.20	200	270	1-1/4	1/4 FNPT	3/4 MNPT	2425	2500
	STD,40S	GS-D-S-1200-04S	11.63	11.69 - 12.09	0.375	122	13.20	200	270	1-1/4	1/4 FNPT	3/4 MNPT	2475	2500
	40	GS-D-S-1200-040	11.56	11.63 - 12.03	0.375	122	13.20	200	270	1-1/4	1/4 FNPT	3/4 MNPT	2500	2500
	XS,80S	GS-D-S-1200-08S	11.38	11.44 - 11.84	0.375	124	13.20	200	270	1-1/4	1/4 FNPT	3/4 MNPT	2575	2500
	60	GS-D-S-1200-060	11.25	11.31 - 11.72	0.375	128	13.20	175	270	1-1/4	1/4 FNPT	3/4 MNPT	2725	2500
	80	GS-D-S-1200-080	11.00	11.06 - 11.46	0.375	128	13.20	175	265	1-1/4	1/4 FNPT	3/4 MNPT	2850	2500
	100	GS-D-S-1200-100	10.69	10.75 - 11.15	0.375	132	13.20	170	255	1-1/4	1/4 FNPT	3/4 MNPT	2900	2500
	120,XX	GS-D-S-1200-120	10.38	10.44 - 10.84	0.375	132	13.20	160	250	1-1/4	1/4 FNPT	3/4 MNPT	2950	2500
	140	GS-D-S-1200-140	10.13	10.19 - 10.59	0.375	134	13.20	160	240	1-1/4	1/4 FNPT	3/4 MNPT	2950	2500
	160	GS-D-S-1200-160	9.75	9.81 - 10.21	0.375	134	13.20	150	230	1-1/4	1/4 FNPT	3/4 MNPT	3025	2500
14	10S	GS-D-S-1400-01S	13.25	13.31 - 13.73	0.375	155	15.12	270	413	1-5/8	1/4 FNPT	1 MNPT	1925	2500
	10	GS-D-S-1400-010	13.13	13.19 - 13.60	0.375	152	15.12	265	405	1-5/8	1/4 FNPT	1 MNPT	1950	2500
	20	GS-D-S-1400-020	13.00	13.06 - 13.48	0.375	152	15.12	250	380	1-5/8	1/4 FNPT	1 MNPT	1975	2500
	30,STD,40S	GS-D-S-1400-04S	12.88	12.94 - 13.33	0.375	147	15.12	235	360	1-5/8	1/4 FNPT	1 MNPT	2025	2500
	40	GS-D-S-1400-040	12.75	12.81 - 13.22	0.375	147	15.12	220	335	1-5/8	1/4 FNPT	1 MNPT	2050	2500
	XS,80S	GS-D-S-1400-08S	12.63	12.69 - 13.10	0.375	144	15.12	205	315	1-5/8	1/4 FNPT	1 MNPT	2100	2500
	60	GS-D-S-1400-060	12.44	12.50 - 12.91	0.375	144	15.12	210	325	1-5/8	1/4 FNPT	1 MNPT	2425	2500
	80	GS-D-S-1400-080	12.13	12.19 - 12.60	0.375	140	15.12	205	315	1-5/8	1/4 FNPT	1 MNPT	2550	2500
	100	GS-D-S-1400-100	11.75	11.81 - 12.22	0.375	140	15.12	200	305	1-5/8	1/4 FNPT	1 MNPT	2725	2500
	120	GS-D-S-1400-120	11.44	11.50 - 11.90	0.375	140	15.12	195	295	1-5/8	1/4 FNPT	1 MNPT	2750	2500
	140	GS-D-S-1400-140	11.13	11.19 - 11.59	0.375	135	15.12	185	285	1-5/8	1/4 FNPT	1 MNPT	2800	2500
	160	GS-D-S-1400-160	10.81	10.88 - 11.28	0.375	135	15.12	180	275	1-5/8	1/4 FNPT	1 MNPT	2825	2500

\* Larger sizes and custom configurations available upon request. • NPS 6-24 TOOL OD MUST BE WITHIN 1/8" CONCENTRICITY TO THE PIPE ID.

(P-XXXX) - When testing in ANSI A106 Grade B pipe material, a Pipe Reinforcement Device (PRD) is required if the test pressure will exceed the number identified after the "P-". If the material is not A106 B, consult USA Industries engineering team for more information.  
In general, a PRD is strongly recommended for all pipes 10/10S and thinner walled.

• NEVER EXCEED THE MAXIMUM RATED PRESSURE OF THE LOWEST RATED COMPONENT IN THE SYSTEM.

• DATA IS SUBJECT TO CHANGE. Consult manufacturer to verify that this document is the latest release.

For more information on USA Industries' products, contact us at (713) 941-3797 or go to [www.USAIndustries.com](http://www.USAIndustries.com)



# DOUBLE BLOCK AND BLEED ISOLATION & TEST PLUG 16" TO 24" \* SPECIFICATIONS & RATINGS



Nominal Pipe Size (in)	Schedule	Part Number	Tool Diameter (in)	Rec. ID Range* (in)	Nominal Pipe ID Clearance (in)	Approx. Tool Weight (lbs)	Tool Length (in)	Torque Range (ft-lbs)		Comp. Hex Nut Socket Size (in)	Fill & Vent Port Thread	Back Pressure Vent Thread	MAX Plug Back Pressure Rating (PSI)	Between the Seal Test Pressure (PSI)
								Norm	Max.					
16	10S	GS-D-S-1600-01S	15.25	15.31 - 15.74	0.375	212	15.12	265	420	1-5/8	1/4 FNPT	1 MNPT	1950	2500
	10	GS-D-S-1600-010	15.13	15.19 - 15.61	0.375	210	15.12	255	395	1-5/8	1/4 FNPT	1 MNPT	1975	2500
	20	GS-D-S-1600-020	15.00	15.06 - 15.49	0.375	206	15.12	245	370	1-5/8	1/4 FNPT	1 MNPT	2000	2500
	30,STD,40S	GS-D-S-1600-04S	14.88	14.94 - 15.36	0.375	199	15.12	230	350	1-5/8	1/4 FNPT	1 MNPT	2025	2500
	40,XS,80S	GS-D-S-1600-08S	14.63	14.69 - 15.11	0.375	192	15.12	200	305	1-5/8	1/4 FNPT	1 MNPT	2100	2500
	60	GS-D-S-1600-060	14.31	14.38 - 14.80	0.375	192	15.12	205	315	1-5/8	1/4 FNPT	1 MNPT	2200	2500
	80	GS-D-S-1600-080	14.00	14.06 - 14.48	0.375	188	15.12	200	305	1-5/8	1/4 FNPT	1 MNPT	2300	2500
	100	GS-D-S-1600-100	13.56	13.63 - 14.04	0.375	188	15.12	195	295	1-5/8	1/4 FNPT	1 MNPT	2350	2500
	120	GS-D-S-1600-120	13.19	13.25 - 13.66	0.375	182	15.12	185	285	1-5/8	1/4 FNPT	1 MNPT	2400	2500
	140	GS-D-S-1600-140	12.75	12.81 - 13.22	0.375	182	15.12	180	275	1-5/8	1/4 FNPT	1 MNPT	2500	2500
18	160	GS-D-S-1600-160	12.44	12.50 - 12.91	0.375	178	15.12	175	270	1-5/8	1/4 FNPT	1 MNPT	2525	2500
	10S	GS-D-S-1800-01S	17.25	17.31 - 17.75	0.375	270	15.12	395	605	1-5/8	1/4 FNPT	1 MNPT	1725	2500
	10	GS-D-S-1800-010	17.13	17.19 - 17.62	0.375	265	15.12	380	580	1-5/8	1/4 FNPT	1 MNPT	1750	2500
	20	GS-D-S-1800-020	17.00	17.06 - 17.50	0.375	260	15.12	365	555	1-5/8	1/4 FNPT	1 MNPT	1775	2500
	STD,40S	GS-D-S-1800-04S	16.88	16.94 - 17.37	0.375	254	15.12	345	530	1-5/8	1/4 FNPT	1 MNPT	1800	2500
	30	GS-D-S-1800-030	16.75	16.81 - 17.24	0.375	250	15.12	330	505	1-5/8	1/4 FNPT	1 MNPT	1825	2500
	XS,80S	GS-D-S-1800-08S	16.63	16.69 - 17.12	0.375	247	15.12	315	480	1-5/8	1/4 FNPT	1 MNPT	1850	2500
	40	GS-D-S-1800-040	16.50	16.56 - 16.99	0.375	245	15.12	295	450	1-5/8	1/4 FNPT	1 MNPT	1975	2500
	60	GS-D-S-1800-060	16.25	16.31 - 16.74	0.375	240	15.12	290	440	1-5/8	1/4 FNPT	1 MNPT	2025	2500
	80	GS-D-S-1800-080	15.75	15.81 - 16.24	0.375	235	15.12	280	425	1-5/8	1/4 FNPT	1 MNPT	2100	2500
	100	GS-D-S-1800-100	15.31	15.38 - 15.80	0.375	230	15.12	270	415	1-5/8	1/4 FNPT	1 MNPT	2175	2500
	120	GS-D-S-1800-120	15.08	15.14 - 15.56	0.375	225	15.12	265	405	1-5/8	1/4 FNPT	1 MNPT	2175	2500
20	140	GS-D-S-1800-140	14.50	14.56 - 14.98	0.375	224	15.12	255	390	1-5/8	1/4 FNPT	1 MNPT	2275	2500
	160	GS-D-S-1800-160	14.06	14.13 - 14.54	0.375	219	15.12	245	375	1-5/8	1/4 FNPT	1 MNPT	2350	2500
	10S	GS-D-S-2000-01S	19.19	19.25 - 19.69	0.375	330	15.32	325	510	1-5/8	1/4 FNPT	1-1/2 MNPT	1550	2500
	10	GS-D-S-2000-010	19.13	19.19 - 19.63	0.375	324	15.32	320	495	1-5/8	1/4 FNPT	1-1/2 MNPT	1550	2500
	20,STD,40S	GS-D-S-2000-04S	18.88	18.94 - 19.38	0.375	317	15.32	295	450	1-5/8	1/4 FNPT	1-1/2 MNPT	1600	2500
	30,XS,80S	GS-D-S-2000-08S	18.63	18.69 - 19.13	0.375	308	15.32	270	410	1-5/8	1/4 FNPT	1-1/2 MNPT	1650	2500
	40	GS-D-S-2000-040	18.44	18.50 - 18.94	0.375	298	15.32	250	380	1-5/8	1/4 FNPT	1-1/2 MNPT	1850	2500
	60	GS-D-S-2000-060	18.00	18.06 - 18.50	0.375	292	15.32	240	370	1-5/8	1/4 FNPT	1-1/2 MNPT	1875	2500
	80	GS-D-S-2000-080	17.56	17.63 - 18.06	0.375	285	15.32	235	360	1-5/8	1/4 FNPT	1-1/2 MNPT	1925	2500
	100	GS-D-S-2000-100	17.06	17.13 - 17.56	0.375	278	15.32	230	350	1-5/8	1/4 FNPT	1-1/2 MNPT	2000	2500
24	120	GS-D-S-2000-120	16.63	16.69 - 17.12	0.375	281	15.32	220	340	1-5/8	1/4 FNPT	1-1/2 MNPT	2050	2500
	140	GS-D-S-2000-140	16.12	16.18 - 16.61	0.375	270	15.32	215	330	1-5/8	1/4 FNPT	1-1/2 MNPT	2075	2500
	160	GS-D-S-2000-160	15.69	15.75 - 16.18	0.375	259	15.32	210	320	1-5/8	1/4 FNPT	1-1/2 MNPT	2125	2500
	10,10S	GS-D-S-2400-010	23.13	23.19 - 23.65	0.375	431	15.32	395	600	1-5/8	1/4 FNPT	1-1/2 MNPT	1300	2500
	20,STD,40S	GS-D-S-2400-04S	22.88	22.94 - 23.40	0.375	422	15.32	360	555	1-5/8	1/4 FNPT	1-1/2 MNPT	1325	2500
	XS,80S	GS-D-S-2400-08S	22.63	22.69 - 23.15	0.375	414	15.32	330	505	1-5/8	1/4 FNPT	1-1/2 MNPT	1350	2500
	30	GS-D-S-2400-030	22.50	22.56 - 23.02	0.375	409	15.32	320	490	1-5/8	1/4 FNPT	1-1/2 MNPT	1550	2500
	40	GS-D-S-2400-040	22.25	22.31 - 22.77	0.375	400	15.32	315	485	1-5/8	1/4 FNPT	1-1/2 MNPT	1575	2500
	60	GS-D-S-2400-060	21.69	21.75 - 22.21	0.375	382	15.32	310	470	1-5/8	1/4 FNPT	1-1/2 MNPT	1625	2500
	80	GS-D-S-2400-080	21.19	21.25 - 21.70	0.375	388	15.32	300	460	1-5/8	1/4 FNPT	1-1/2 MNPT	1650	2500
	100	GS-D-S-2400-100	20.56	20.63 - 21.08	0.375	374	15.32	290	445	1-5/8	1/4 FNPT	1-1/2 MNPT	1700	2500
	120	GS-D-S-2400-120	20.00	20.06 - 20.51	0.375	372	15.32	285	435	1-5/8	1/4 FNPT	1-1/2 MNPT	1725	2500
24	140	GS-D-S-2400-140	19.50	19.56 - 20.01	0.375	366	15.32	275	420	1-5/8	1/4 FNPT	1-1/2 MNPT	1750	2500
	160	GS-D-S-2400-160	18.94	19.00 - 19.44	0.375	360	15.32	265	410	1-5/8	1/4 FNPT	1-1/2 MNPT	1825	2500

\* Larger sizes and custom configurations available upon request. • NPS 6-24 TOOL OD MUST BE WITHIN 1/8" CONCENTRICITY TO THE PIPE ID.

(P-XXXX) - When testing in ANSI A106 Grade B pipe material, a Pipe Reinforcement Device (PRD) is required if the test pressure will exceed the number identified after the "P-". If the material is not A106 B, consult USA Industries engineering team for more information.  
In general, a PRD is strongly recommended for all pipes 10/10S and thinner walled.


• NEVER EXCEED THE MAXIMUM RATED PRESSURE OF THE LOWEST RATED COMPONENT IN THE SYSTEM.

• DATA IS SUBJECT TO CHANGE. Consult manufacturer to verify that this document is the latest release.

For more information on USA Industries' products, contact us at (713) 941-3797 or go to [www.USAIndustries.com](http://www.USAIndustries.com)



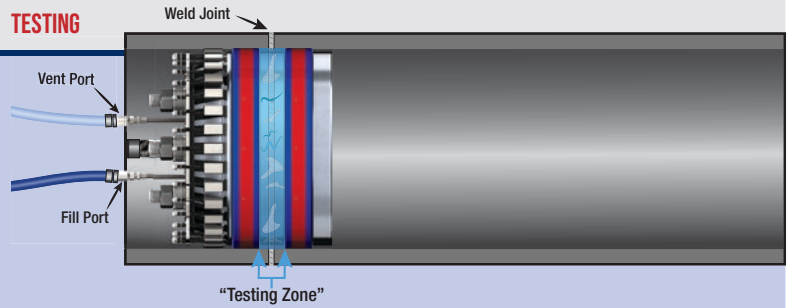
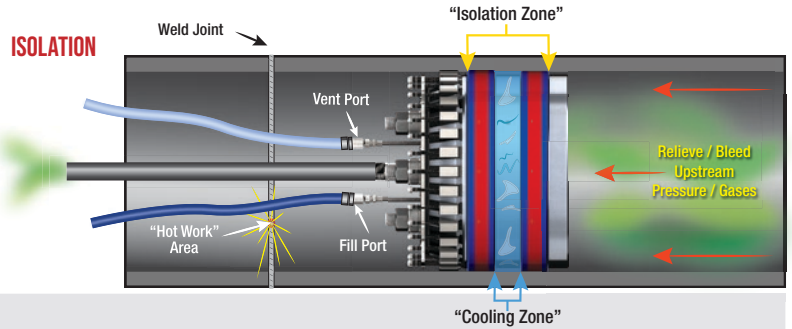
## DOUBLE BLOCK AND BLEED (DBB)



### DBB APPLICATIONS:

- FLANGE WELD TESTING
- PRE/POST WELD OPERATIONS

- ISOLATION
- POSITIVE ISOLATION MONITORING
- LINE PURGING



## ALSO AVAILABLE



### OUTBOARD RETRACTION BLOCKING (ORB)

- ORB APPLICATIONS:** • PIPE TESTING • PIPESPOOL TESTING • ISOLATION • LINE PURGING



### INBOARD INSERTION BLOCKING (IIB)

- IIB APPLICATIONS:**
- FLANGE WELD TESTING
  - PRESSURE VESSELS

